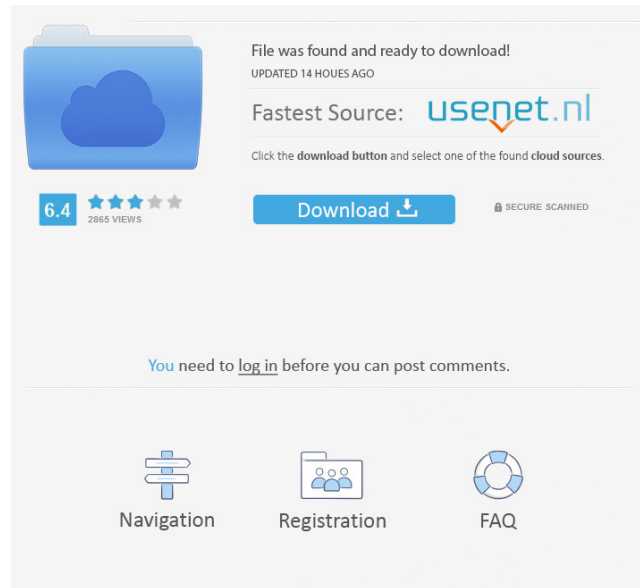


AutoCAD Registration Code Free [Latest 2022]





File was found and ready to download!
UPDATED 14 HOURS AGO

Fastest Source: [usenet.nl](#)

Click the **download button** and select one of the found **cloud sources**.

6.4  2865 VIEWS

[Download](#)   SECURE SCANNED

You need to [log in](#) before you can post comments.

[Navigation](#) [Registration](#) [FAQ](#)

AutoCAD PC/Windows [March-2022]

At the time of its launch, the Windows-based CAD market included only two main competitors: AutoCAD and AutoCAD LT. The latter was cheaper and more limited than the former. AutoCAD was the first CAD application to run on personal computers, and it remains the dominant consumer-grade CAD tool. In 1990, it became the first CAD application to run on the Apple Macintosh. In 1998, it was first released as a Windows app, and in 2013, it was first released as a Mac OS X app. AutoCAD LT ran on a separate computer from the rest of the AutoCAD system. AutoCAD LT became a part of the same CAD software suite as AutoCAD, and in 2003, the name was dropped and AutoCAD LT was now known as AutoCAD. That same year, AutoCAD LT was the first CAD program to come with industry standard FEA modules and vCAD, its virtual component library. AutoCAD became the first CAD software to run on the Windows mobile operating system, and in 2012, it became the first CAD program to run on the Apple iOS operating system. This article provides a detailed review of AutoCAD, with a focus on its graphical user interface, drawing features, customization options, and drawing assistance features. As well, we'll examine various development and deployment environments for AutoCAD, and we'll evaluate AutoCAD's pricing structure, trial, and upgrade options. AutoCAD review — Features and capabilities AutoCAD is generally used for 2D and 3D computer-aided design and drafting. It has broad application across a wide range of industries, such as construction, engineering, architecture, drafting, and publishing, as well as architectural, architectural-engineering, and construction firms. Basic features of AutoCAD include the ability to • Create and modify vector and raster drawings • Create and edit paper space drawings • Create and edit both 2D and 3D drawings • Import and export CAD files • Print and convert drawings • Combine and manage drawing components • Calculate and plot on graphs • Work with coordination, math, and plotting options • Work with a variety of predefined data • Work with shapes, paths, splines, and meshes • Convert AutoCAD drawings into DWG, DXF, and PDF formats

AutoCAD With License Key [2022-Latest]

Major capabilities The CAD modeling experience has remained largely unchanged since AutoCAD's first release. The CAD application also includes many tools, as well as an environment to create, edit and view drawings. Traditionally, the term CAD included CAD/CAM; these fields merged in the 1990s and became 'CAD/CAM'. In AutoCAD versions 21 through 24, AutoCAD did not include a CAM component. However, in AutoCAD 2009, a CNC (Computer Numerically Controlled) tool was added. These tools support three-dimensional (3D) modeling and are commonly used for industrial design workflows. User interface AutoCAD, like most CAD programs, includes a standard user interface. The user interface contains a library of user-friendly commands that are pre-programmed. These commands are commonly referred to as "macros" and can be used to automate repetitive tasks. For example, the toolbox commands can be used to draw, move, and rotate objects on a screen. AutoCAD 2007 introduced the ribbon interface. The ribbon represents the concept of always-visible menus and is commonly known as the Quick Access toolbar. The ribbon has been upgraded several times in AutoCAD, the most recent being in AutoCAD 2014. The ribbon offers a customizable menu structure, tooltips, and can be made to look like a drop-down window. Additionally, it provides a

"Command" tab, which contains commands that are executed directly. As of AutoCAD 2014 the ribbon is the primary means of user interaction, with the menus and the dialog boxes appearing only when necessary. AutoCAD 2019 has made some changes to the ribbon in hopes of making it more accessible. One change is the display of a layer's contents when a Layer Properties Manager is open. There is also a new way to modify transparency. Instead of the menu bar across the top, the ribbon is a tab along the left side. There is an option to toggle between the two interfaces. Users AutoCAD has long had a wide user base. In the 1980s the software was the de facto choice of engineers and architects in the United States. In 2015, the market share of AutoCAD was 5.6%, versus 74.3% for 2D CAD software and 10.4% for 3D CAD software. As of June 2015, there were more than 2.1 million users worldwide., sales of AutoCAD have fallen 5b5f913d15

AutoCAD Crack Full Version

Start Menu | Programs | Autodesk | Autocad 2010 As shown in Figure 6.27, the Autocad 2010 entry is just under Autodesk, and Autocad 2010 opens up on double-click. **Figure 6.27** Selecting Autocad 2010 from the Autodesk Autocad 2010 application In addition to the standard interface for entering drawings and performing various functions, you can also enter drawings by using the side-menu interface. The menu is split into four sections (see Figure 6.28). **Figure 6.28** Screenshot of the Autodesk Autocad 2010 side-menu interface The top left-hand side menu is the Home menu. From the Home menu, you can open a drawing, change the preferences, and perform other common tasks. The second menu in the top left-hand corner is the Custom menu. The Custom menu includes tools and preferences that are not common to all types of drawings. For example, the Document Setup tools are included in the Custom menu. The third menu in the top left-hand corner is the Commands menu. This menu is the most familiar and is the place to go to if you want to enter a drawing. The bottom right-hand side menu is the Help menu. It includes information on Autocad 2010 and Autodesk Autocad 2010.

What's New In?

Part of the productivity suite for CAD professionals, AutoCAD version 2023 will be available as a free update to AutoCAD LT users. With the update, AutoCAD LT users will receive the latest features, updates, and fixes to bring the AutoCAD LT software up to the level of the full AutoCAD version. It's also available as an option on the Free AutoCAD trial version. (video: 3:40 min.) Integration with Microsoft Word and Excel: Drafting-centric design workflows with Microsoft Word and Excel become more powerful. You can open and edit AutoCAD.dwg and.dwf files directly in the word processor or spreadsheet program, without having to save the files to the hard drive first. (video: 1:30 min.) You can open and edit AutoCAD.dwg and.dwf files directly in the word processor or spreadsheet program, without having to save the files to the hard drive first. (video: 1:30 min.) The Interoperability Engine enables the complete, seamless integration of AutoCAD with the Microsoft Office suite. This new integration and extensibility functionality will allow AutoCAD to receive automatic updates from and send changes to Microsoft Office documents. (video: 3:25 min.) New Collaboration Tools: Work together with your teammates more easily using shared documents and the new collaboration platform, the Web App. Create, share, and collaborate on documents that are simultaneously visible to all team members. (video: 1:35 min.) Web App Bidirectional documentation New print options in print preview The new legacy workflow plug-ins: DraftCorner, DraftCornerNeo, DraftCornerNeo_Lite, DraftCorner_Lite Drafting-centric design workflows with Microsoft Word and Excel become more powerful. You can open and edit AutoCAD.dwg and.dwf files directly in the word processor or spreadsheet program, without having to save the files to the hard drive first. (video: 1:30 min.) You can open and edit AutoCAD.dwg and.dwf files directly in the word processor or spreadsheet program, without having to save the files to the hard drive first. (video: 1:30 min.) The Interoperability Engine enables the complete, seamless integration of Auto

System Requirements For AutoCAD:

If you want to use the IKEv2/IPsec/L2TP VPN to connect to campus, you should follow the detailed steps in the following post. If you want to use the IKEv2/IPsec/L2TP VPN to connect to campus, you should follow the detailed steps in the following post. “ 1. Upgrade the Kernel Linux Versions Cisco VPN Client First, upgrade the OpenVPN version. OpenVPN 2.4.x provides better support for XLAE-Y

Related links:

<https://zakadiconsultant.com/wp-content/uploads/2022/06/kalyill.pdf>
<https://amlakkaro.com/autocad-crack-x64/>
<https://writeforus.website/wp-content/uploads/2022/06/AutoCAD-8.pdf>
<https://vicdigital.it/2022/06/07/autocad-24-2-crack-free-for-pc-final-2022/>
<https://grandioso.immo/autocad-crack-free/>
<https://kharrazibazar.com/wp-content/uploads/2022/06/gayfre.pdf>
<https://fantasyartcomics.com/wp-content/uploads/2022/06/AutoCAD-21.pdf>
<http://www.astrojan.nl/mijn-dagelijkse-links/>
https://romanibook.com/upload/files/2022/06/AjXIGm156XxNz7ncGsb3_07_686ca38abf42c5e293db8832704259f0_file.pdf
<https://lixenax.com/wp-content/uploads/2022/06/AutoCAD-15.pdf>
<http://journeytwintotheunknown.com/?p=3370>
<https://gabrusuvako.wixsite.com/laynorsavend/post/autocad-24-2-crack-activation-x64>
<https://savosh.com/autocad-21-0-crack-keygen-download-x64-march-2022/>
<https://openaidmap.com/autocad-24-0-crack-pc-windows-updated-2022/>
<https://swecentre.com/wp-content/uploads/2022/06/callogb.pdf>
<https://defisociety.com/autocad-crack-free-download-2/>
<http://infoimmosn.com/?p=1881>
<https://inmerlidirekacombo.wixsite.com/stembuitfulcons/post/autocad-20-0-crack-free>
https://flagonsworkshop.net/upload/files/2022/06/ej38ulzv5Mbi7kIMGAA_07_19d9ee410e33a794808f0cefc67160c8_file.pdf
<https://lalineal100x100.com/wp-content/uploads/2022/06/wasvan.pdf>